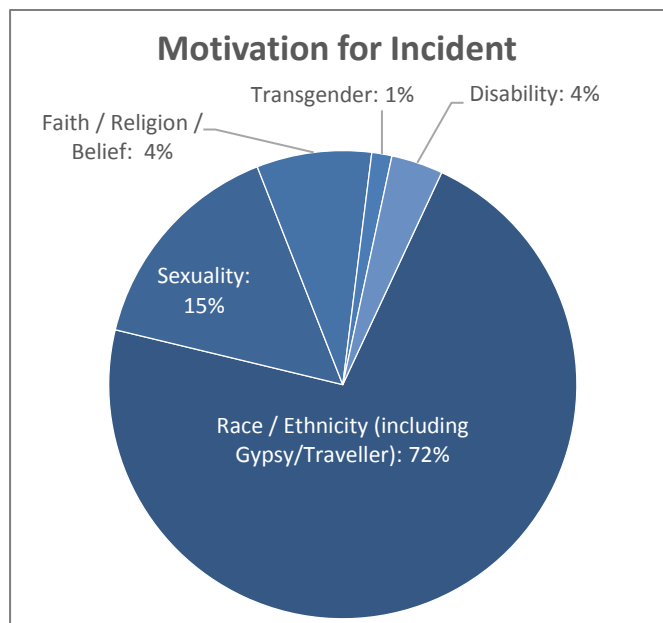


Prejudice Incidents & Hate Crimes in Grampian, 2017

There were 457 hate crimes or prejudice incidents reported in Grampian in 2017 – slightly higher than the number for 2016 (396), but similar to 2015 (425). Statistics and details of incidents were received from Police Scotland, three local authorities and GREC. As is usually the case, most of the incidents (368) were reported directly to Police Scotland.

The majority of incidents happened in Aberdeen City, where 306 prejudice incidents or hate crimes were reported. 87 incidents were reported in Aberdeenshire and 63 in Moray. These figures represent a small increase (5-6 incidents) for Aberdeenshire and Moray since 2016, and a 20% increase for Aberdeen City, with a similar total to 2015.¹



As shown in the chart, racism was the predominant hate motivator, relating to 362 incidents. For 77 incidents, the motivator was sexual orientation; 40 incidents related to religion or belief, 18 to disability, and 7 each for gender and transgender identity. These figures include incidents combining two or more characteristics, most commonly race and religion (11 incidents).

These figures demonstrate the continued prevalence of incidents relating to racism compared to other characteristics. They were similar in 2015 and 2016.

Victim Characteristics

- Where known/recorded the victim's gender was female in 131 incidents, and male in 285.
- Where known/recorded, there were 51 victims aged 8-16, 132 aged 17-29, 128 aged 30-39, 67 aged 40-49, 27 aged 50-59 and 6 aged over 60.
- Where known/recorded, the victim's ethnicity in race-related incidents were as follows:

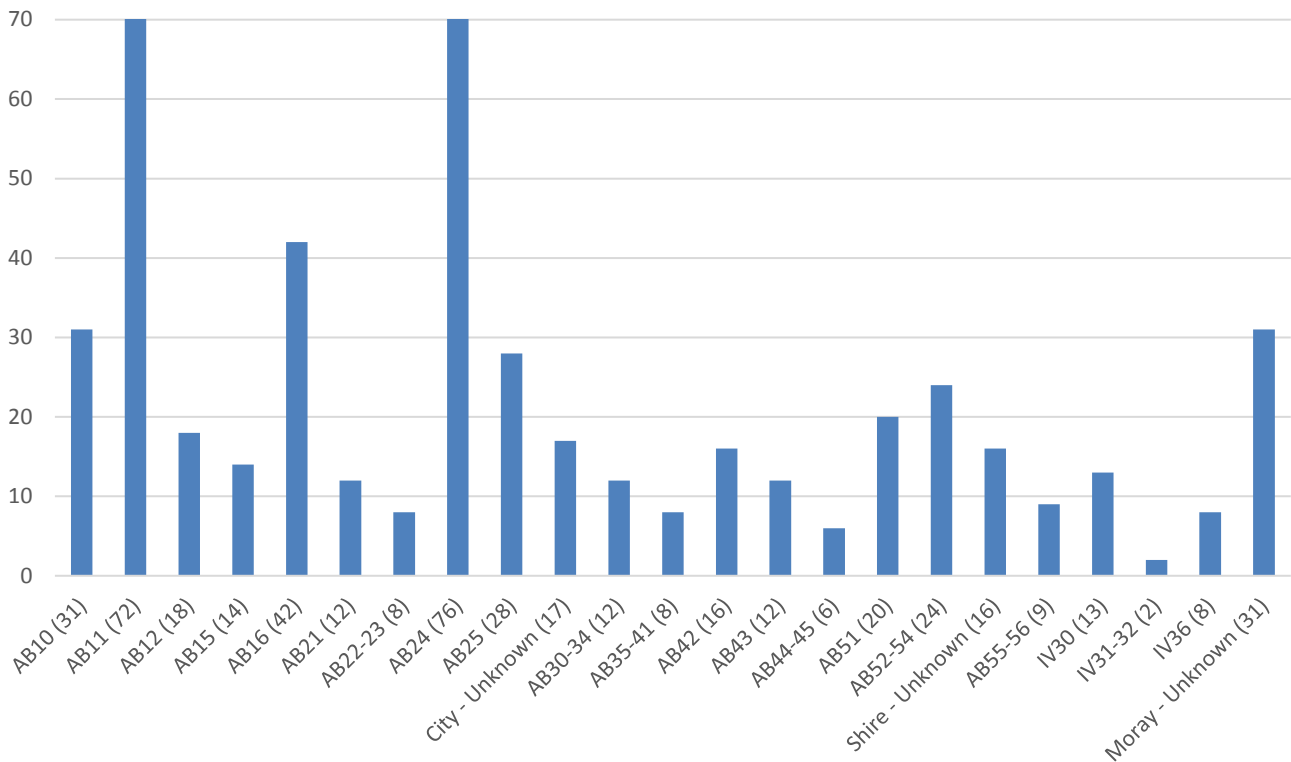
Polish	53	English	41	Nigerian	19	Indian	9
Other Eastern European	32	Scottish	50	Middle Eastern, North African	15	Pakistani	12
Other European	8	Irish	13	Other African, British African	19	Bangladeshi	10
Multiple, Other	8	Welsh	1	Caribbean	2	Other Asian, British Asian	20

Perpetrator Characteristics

- Where known/recorded, the perpetrator's gender was female in 58 incidents, male in 305.
- Where known/recorded, the perpetrator's nationality was Scottish in 248 incidents, English in 15 incidents, Polish in 5 incidents, and 9 incidents had perpetrators of other nationalities.

¹ 2015/2016 figures for Aberdeen City: 312 / 255 / 306. Aberdeenshire: 68 / 82 / 87. Moray: 45 / 57 / 63.

Location of Incidents: Aberdeen City, Aberdeenshire & Moray



Aberdeen City		
Postcode	Area	Incidents
AB10	City Centre / Garthdee	31
AB11	City Centre / Torry / Ferryhill	72
AB12	Portlethen / Kincorth / Altens	18
AB15	Hazlehead / Kingswells / Cults	14
AB16	Northfield / Mastrick / Middlefield / Sheddocksley	42
AB21	Dyce / Bucksburn	12
AB22-23	Bridge of Don / Balmedie	8
AB24	Tillydrone / Seaton / Powis / Old Aberdeen / Woodside	76
AB25	Rosemount / George St / Forresterhill / Gallowgate	28
Aberdeen City: Unknown Postcode		17

Aberdeenshire		
Postcode	Area	Incidents
AB30-34	Laurencekirk / Banchory / Westhill / Alford / Aboyne	12
AB35-41	Ballater / Braemar / Ellon / Stonehaven	8
AB42	Peterhead	16
AB43	Fraserburgh	12
AB44-45	Macduff / Banff / Buchan	6
AB51	Inverurie	20
AB52-54	Kintore / Inch / Turriff / Huntly / Oldmeldrum	24
Aberdeenshire: Unknown Postcode		30

Moray		
Postcode	Area	Incidents
AB55-56	Keith / Buckie / Portgordon	9
IV30	Elgin	13
IV31-32	Lossiemouth / Fochabers	2
IV36	Forres	8
Moray: Unknown Postcode		31

Location of Incidents

As shown on the previous page, the most common locations for hate crimes or prejudice incidents were in deprived areas of Aberdeen City, with 72 incidents in the City Centre and Torry, and 76 in the AB24 postcode, which covers several regeneration areas (Tillydrone, Woodside, Seaton, Powis) along with the University area of Old Aberdeen. There have been small increases (13-14 incidents) in the AB24 and AB16 postcodes (the latter covering Northfield, Mastrick, Middlefield, Sheddocksley). This may be down to targeting these areas with hate crime awareness posters from October 2017 onwards.

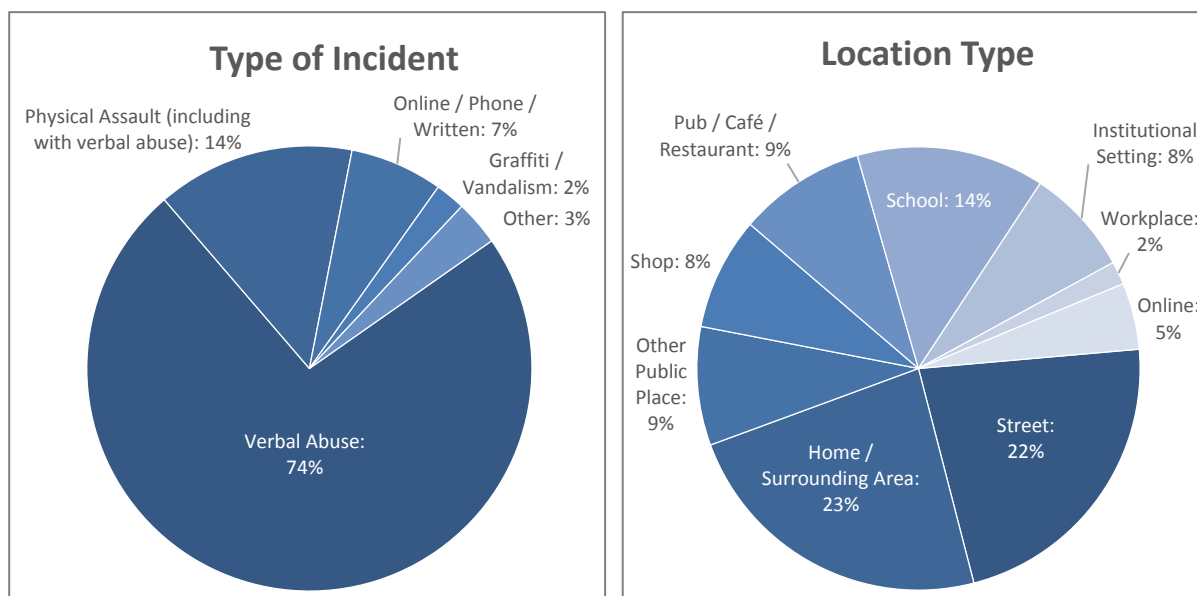
In Aberdeenshire, the greatest number of incidents occurred in Inverurie (20) and Peterhead (16), with Fraserburgh's incidents dropping by a third between 2016 and 2017, from 19 to 12. For Moray, Elgin was the most reported area, with 13 incidents.

Location Type

Where known/recorded, incidents took place in the types of locations indicated here. Incidents most frequently took place in the street, in people's homes or surrounding area (e.g. garden, yard), or in other public places like shops, pubs or buses. A significant number also took place in schools and institutional settings such as hospitals, police stations and courts.

Type of Incident

Verbal abuse was the most common type of incident, with 337 recorded in 2017. There were 66 physical assaults, including assaults with an element of verbal abuse. While indirect forms of abuse like graffiti and online messages appear to be low, these types often go unreported.



Reporting Changes

Despite minor changes in the overall number of incidents, data for 2017 is much more detailed than for 2016 and earlier, with more information on victim and perpetrator characteristics, type of incident, and location type. This indicates more complete and consistent recording and reporting of information – an important first step in understanding and addressing prejudice.