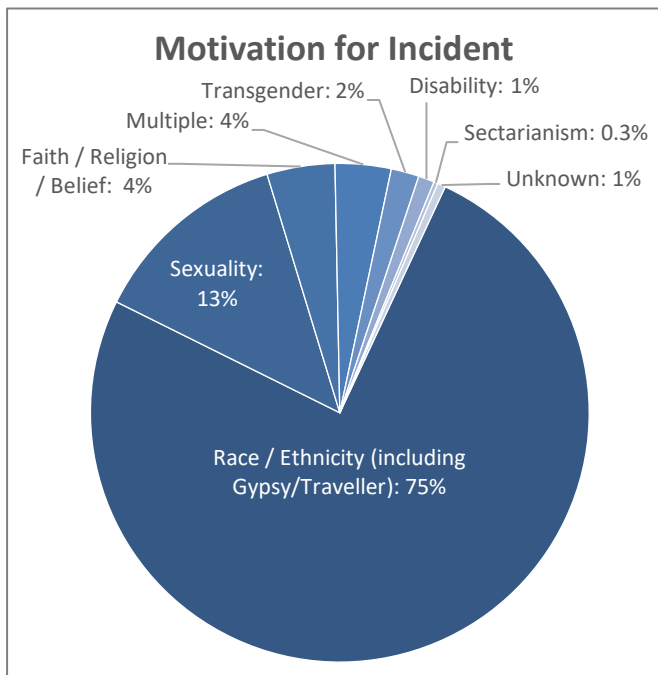


## Prejudice Incidents & Hate Crimes in Grampian, 2016

There were 396 hate crimes or prejudice incidents reported in Grampian in 2016 – a slight reduction from the 2015 figure of 425. Statistics and details of incidents were received from Police Scotland, two local authorities and GREC. As is usually the case, most of the incidents (346) were reported directly to Police Scotland.

The majority of incidents happened in Aberdeen City, where 256 prejudice incidents or hate crimes were reported. 82 incidents were reported in Aberdeenshire and 57 in Moray. Notably, incidents in Aberdeen City decreased by nearly 20% between 2015 and 2016, while increasing by a similar amount in Aberdeenshire and Moray.<sup>1</sup>



As shown in the chart, racism was the predominant hate motivator, relating to 291 incidents. For 50 incidents, the motivator was sexual orientation; 17 were related to religion or belief, 7 were transgender-related, and 4 to disability. 6 incidents combined prejudice based on race & religion, 3 combined race & gender, and a further 5 combined 2 or more different hate motivators. 1 incident was based on sectarianism, and in 2 incidents, the motivator was unknown.

These figures demonstrate the continued prevalence of incidents relating to racism compared to other protected characteristics. They were similar in 2015.

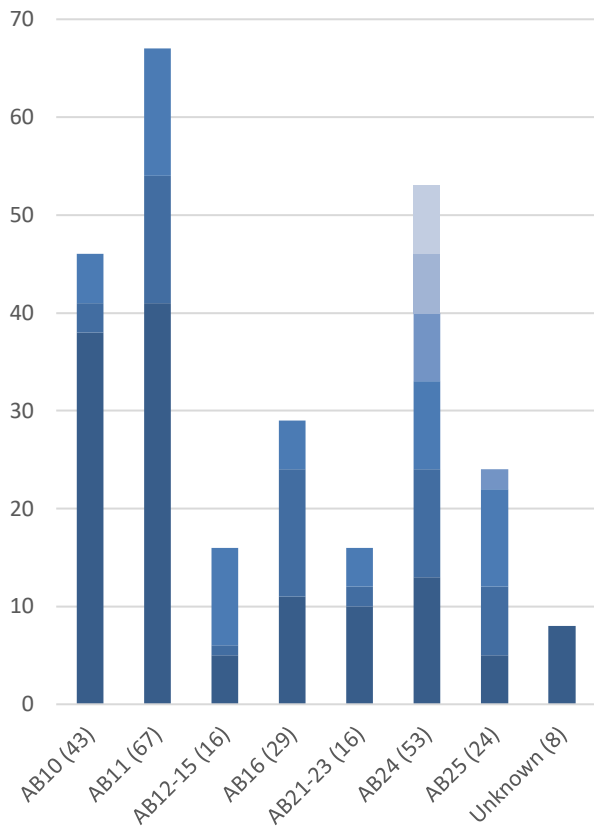
### Victim Characteristics

- Where known/recorded the victim's gender was female in 115 incidents, and male in 242 incidents.
- Where known/recorded, there were 20 victims aged 8-16, 85 aged 17-29, 89 aged 30-39, 55 aged 40-49, and 18 aged 50-59 and 4 aged over 60.
- Where known/recorded, the victim's ethnicity in race-related incidents were as follows:

Polish	44	English	35	Nigerian	29	Indian	12
Other Eastern European	17	Scottish	28	Middle Eastern, North African	19	Pakistani	11
Other European	11	Irish	4	Other African, British African	13	Bangladeshi	10
Multiple, Other	1	British	3	Caribbean	2	Other Asian, Scottish Asian	4

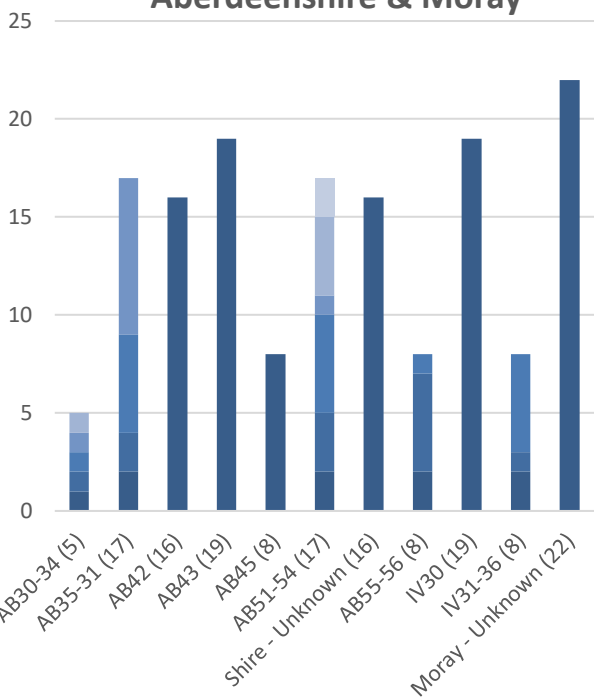
<sup>1</sup> 2015/2016 figures for Aberdeen City: 312 / 255. Aberdeenshire: 68 / 82. Moray: 45 / 57.

### Location of Incidents: Aberdeen City



Postcode	Area	Incidents
AB10	City Centre	38
	Garthdee / Unknown	8
AB11	City Centre / Union Street	41
	Torry	13
	Unknown	13
AB12	Portlethen / Kincorth	5
AB14	Peterculter	1
AB15	Hazlehead / Stockethill	10
AB16	Northfield	13
	Mastrick / Cummings Park	11
	Unknown	5
AB21	Dyce/ Bucksburn	10
AB22-23	Bridge of Don / Balmedie	6
AB24	Tillydrone	13
	Old Aberdeen / Uni	11
	Seaton / Pittodrie	9
	Woodside	7
	Powis / Sunnybank	6
	City Centre / Unknown	7
AB25	Rosemount	9
	Hilton / Unknown	9
	George St / Gallowgate	6
Aberdeen City – Unknown Postcode		8

### Location of Incidents: Aberdeenshire & Moray



Aberdeenshire		
Postcode	Area	Incidents
AB30-34	Laurencekirk / Banchory / Westhill / Alford / Aboyne	5
AB35-41	Ballater / Braemar / Stonehaven / Ellon	17
AB42	Peterhead	16
AB43	Fraserburgh	19
AB45	Banff / Buchan	8
AB51-54	Oldmeldrum / Kintore / Inverurie / Inch / Turriff / Huntly	17
Aberdeenshire – Unknown Postcode		16
Moray		
Postcode	Area	Incidents
AB55-56	Keith / Buckie / Portgordon	8
IV30	Elgin	19
IV31-32	Lossiemouth / Speyside / Forres	8
Moray – Unknown Postcode		22

## Location of Incidents

As shown on the previous page, the most common locations for hate crimes or prejudice incidents were in deprived areas of Aberdeen city, with 67 incidents in the city centre (especially around Union Street) and Torry, and 53 in the AB24 postcode area, which covers several regeneration areas. In Aberdeenshire, the greatest number of incidents occurred in Fraserburgh (19) and Peterhead (16). For Moray, Elgin was the most reported area, with 19 incidents.

## Location Type

Where known/recorded, incidents took place in the types of locations indicated here. Incidents most frequently took place in the street, in people's homes or surrounding area (e.g. garden, yard), or in other public places like shops, pubs or buses. A significant number also took place in schools and institutional settings such as hospitals, police stations and courts.

## Type of Incident

Verbal abuse was the most common type of incident, with 206 recorded in 2016. There were 29 physical assaults, plus an additional 17 assaults that included verbal abuse. While indirect forms of abuse like graffiti and online messages appear to be low, these types often go unreported.

