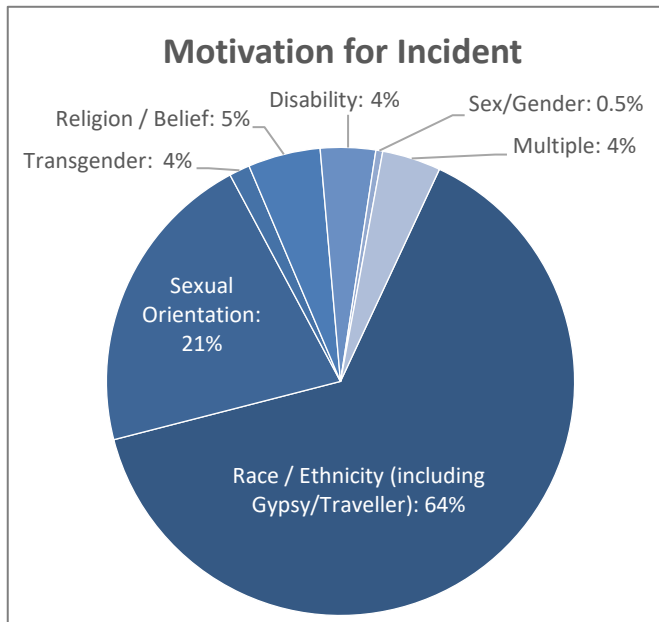
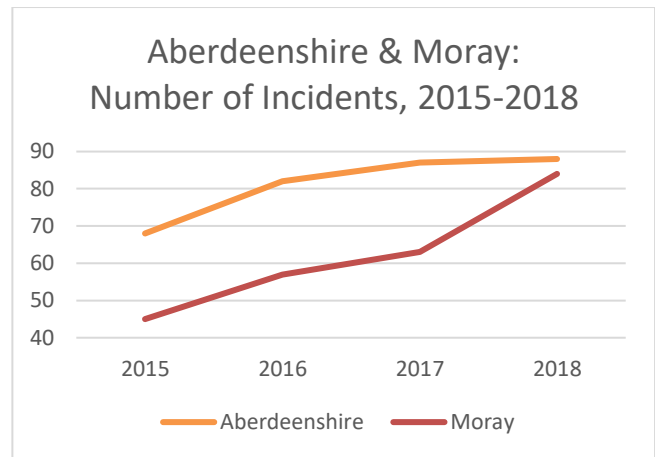
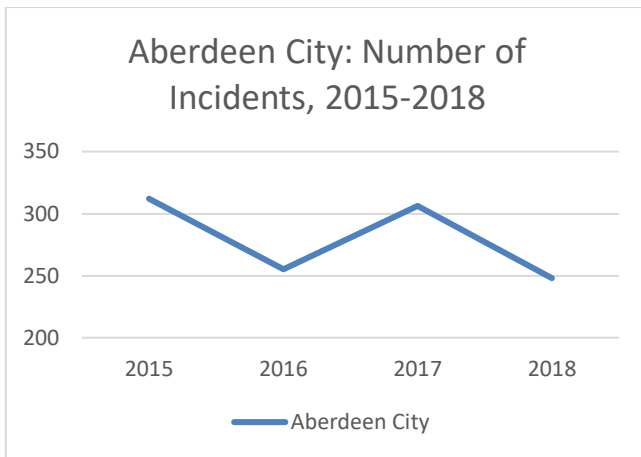


## Prejudice Incidents & Hate Crimes in Grampian, 2018

There were 420 hate crimes or prejudice incidents reported in Grampian in 2018, somewhat less than in 2017 (457) but similar to 2016 (396). Statistics and details of incidents were received from Police Scotland, three local authorities and GREC. As is usually the case, most of the incidents (351) were reported directly to Police Scotland.

The majority of incidents happened in Aberdeen City, where 248 prejudice incidents or hate crimes were reported. 88 incidents were reported in Aberdeenshire and 84 in Moray. The figures for Aberdeen City have been fluctuating between around 250 to 300 incidents per year since 2015, while Aberdeenshire and Moray have seen an overall increase, including a 30% increase in Moray between 2017 and 2018.<sup>1</sup>



As shown in the chart, racism was the predominant hate motivator, relating to 251 incidents. For 85 incidents, the motivator was sexual orientation; 21 incidents related to religion or belief, 16 to disability, 1 to gender, 6 to transgender identity, and 17 to multiple characteristics, most commonly race and religion.

These figures demonstrate the continued prevalence of incidents relating to racism compared to other characteristics. They were similar in 2015-2017.

### Victim Characteristics

- Where known/recorded the victim's gender was female in 115 incidents, and male in 268.

<sup>1</sup> 2015-2018 figures for Aberdeen City: 312, 255, 306, 248. Aberdeenshire: 68, 82, 87, 88. Moray: 45, 57, 63, 84.

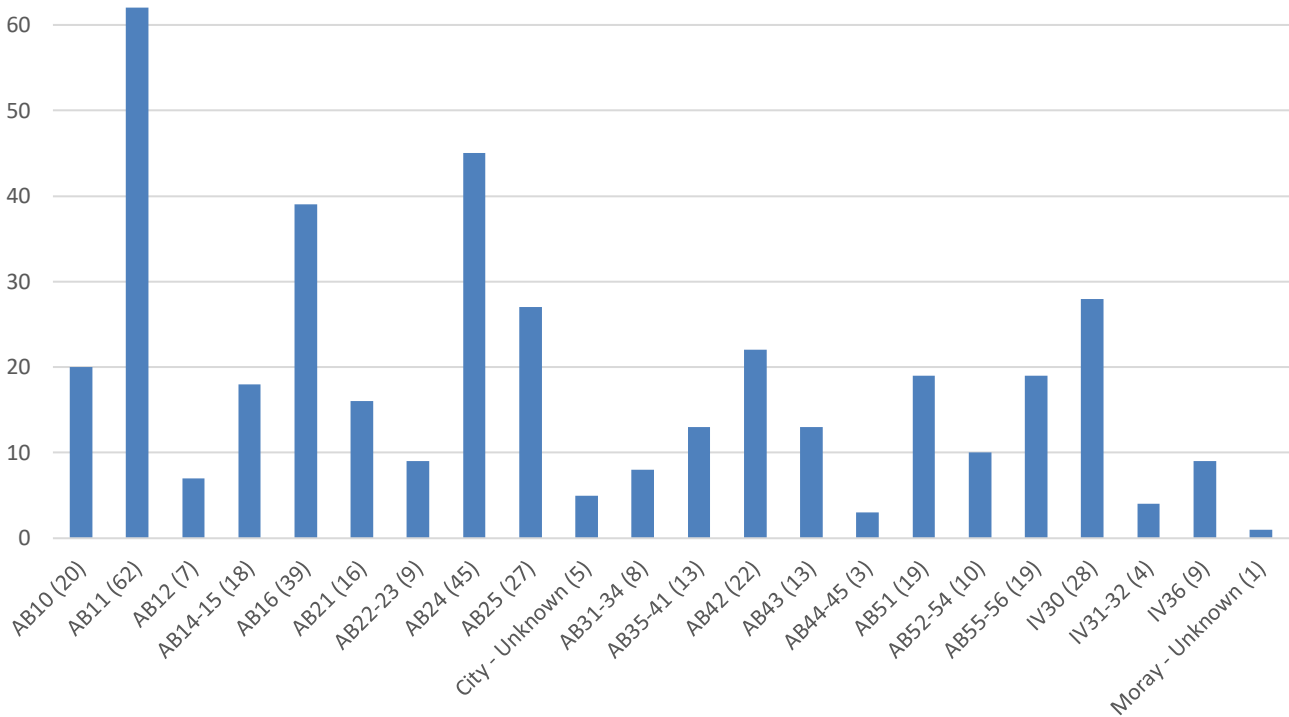
- Where known/recorded, there were 59 victims aged 5-16, 117 aged 17-29, 107 aged 30-39, 58 aged 40-49, 27 aged 50-59 and 11 aged over 60.
- Where known/recorded, the victim's ethnicity in race-related incidents were as follows:

Polish	43	English	33	Nigerian	16	Indian	12
Other Eastern European	13	Scottish	40	Middle Eastern, North African	19	Pakistani	12
Other European	11	Irish	17	Other African, Caribbean	19	Other Asian	14
Multiple, Other	5	Traveller	1	British/Scottish African	18	British/Scottish Asian	18

### Perpetrator Characteristics

- Where known/recorded, the perpetrator's gender was female in 67 incidents, male in 304.
- Where known/recorded, the perpetrator's nationality was Scottish in 237 incidents, English in 12 incidents, Polish in 3 incidents, Irish in 3 incidents, and 4 incidents had perpetrators of other nationalities.

Location of Incidents:  
Aberdeen City, Aberdeenshire & Moray



Aberdeen City (248)		
Postcode	Area	Incidents
AB10	City Centre / Garthdee	20
AB11	City Centre / Torry / Ferryhill	62
AB12	Portlethen / Kincorth / Altens	7
AB14-15	Hazlehead / Kingswells / Cults	18
AB16	Northfield / Mastrick / Middlefield / Sheddocksley	39

Aberdeenshire (88)		
Postcode	Area	Incidents
AB31-34	Laurencekirk / Banchory / Westhill / Alford / Aboyne	8
AB35-41	Ballater / Braemar / Ellon / Stonehaven	13
AB42	Peterhead	22
AB43	Fraserburgh	13

AB21	Dyce/ Bucksburn	16
AB22-23	Bridge of Don / Balmedie	9
AB24	Tillydrone / Seaton / Powis / Old Aberdeen / Woodside	45
AB25	Rosemount / George St / Forresterhill / Gallowgate	27
	Aberdeen City: Unknown Postcode	5

AB44-45	Macduff / Banff / Buchan	3
AB51	Inverurie	19
AB53-54	Kintore / Inch / Turriff / Huntly / Oldmeldrum	10

<b>Moray (61)</b>		
<b>Postcode</b>	<b>Area</b>	<b>Incidents</b>
AB55-56	Keith / Buckie / Portgordon	19
IV30	Elgin	28
IV31-32	Lossiemouth / Fochabers	4
IV36	Forres	9
	Moray: Unknown Postcode	24

## Location of Incidents

As shown on the previous page, the most common locations for hate crimes or prejudice incidents were in deprived areas of Aberdeen City, with 62 incidents in the City Centre and Torry, 45 in the AB24 postcode, which covers several regeneration areas (Tillydrone, Woodside, Seaton, Powis) along with the University area of Old Aberdeen, and 39 incidents in the AB16 postcode covering the regeneration area of Northfield, along with Mastrick, Middlefield and Sheddocksley.

In Aberdeenshire, the greatest number of incidents occurred in Peterhead (22), Inverurie (19) and Fraserburgh (13). For Moray, Elgin was the most reported area, with 13 incidents.

## Location Type

Where known/recorded, incidents took place in the types of locations indicated here. Incidents most frequently took place in the street, in people's homes or surrounding area (e.g. garden, yard), or in other public places like shops, pubs or buses. A significant number also took place in schools and institutional settings such as hospitals, police stations and courts – though it is worth noting that incidents are much more likely to be reported in institutional settings.

## Type of Incident

Verbal abuse was the most common type of incident, with 291 recorded in 2018. There were 67 physical assaults, including assaults with an element of verbal abuse. While indirect forms of abuse like graffiti and online messages appear to be low, these types often go unreported.

